

MATSUSHITA Compressor

MODEL# QA125K29CAU6 (100µF Start Cap.) R-134a

Single Phase

115 V
60 Hz

Voltage Range 103 Volts to 127 Volts @ 60 Hz
Application High Back Pressure
Compressor Cooling Fan Cooling

Refrigerant Control . . . Capillary Tube
Evaporator
Temp. Range 23°F to 59°F / -5°C to 15°C

Rated Performance Data

Capacity 4,524 Btu/h ±10% *
E.E.R. 7.08 Btu/Wh ±10% *
Current 6.88 Amps *

Nominal Motor Data Motor Input 639 Watts*
 Rated Current . . 6.01 Amps
 Type CSIR, Current relay

Start Current 30.7 Amps
Coil Resistances Run 1.06 Ohms
 @ 68°F (20°C) Start . . . 7.53 Ohms

*Test Conditions for Performance Specifications

Test Oil Freol α 22
Shell Temp 170.0°F / 76.0°C
Condensing Temp 130.0°F / 54.4°C
Evaporating Temp 45.0°F / 7.2°C
Ambient Temp 95.0°F / 35.0°C
Gas Superheat 95.0°F / 35.0°C
Liquid Sub-Cooling 115.0°F / 46.1°C

Electrical Accessories†

Overload Protector
Nominal Operating Characteristics

Model Name MST00AKZ
Manufacturer Texas Instruments
Temperature To Open: 248°F ± 9°F / 120°C ± 5°C
 Close: 142°F ± 20°F / 61°C ± 11°C
Trip Current @158°F (70°C) 10.3 Amps ± 7.5%
 @77°F (25°C) 20.0 Amps @ 18 sec. max.

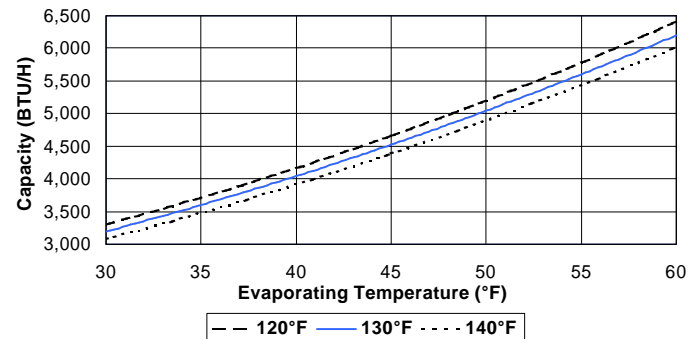
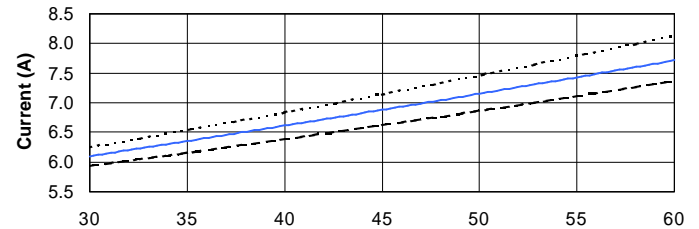
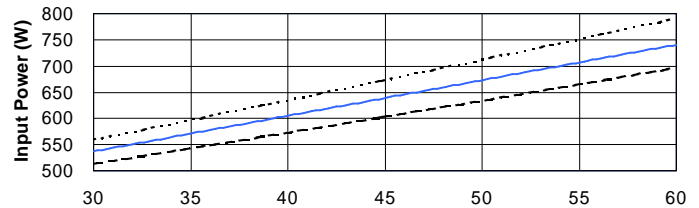
Current Relay Model
Nominal Operating Characteristics

Model Name MM5-E3CH
Manufacturer Matsushita
Pick Up Current 14.3 max. Amps
Drop Out Current 12.0 max. Amps

Start Capacitor 100 µF 160 V (min.)

†Although these accessories are listed by UL/CSA for use with this compressor, Matsushita assumes no responsibility whatsoever for these or any other components sourced by the refrigeration system manufacturer from third parties.

Performance Curves



9 - Point Data

Condensing Temp.	Rating	Evaporating Temp.		
		+30°F	+45°F	+59°F
140°F	Btu/h	3,076	4,384	5,896
	Watts	559	673	783
	Amps	6.25	7.14	8.06
	E.E.R.	5.50	6.51	7.53
130°F	Btu/h	3,196	4,524	6,077
	Watts	537	639	734
	Amps	6.10	6.88	7.66
	E.E.R.	5.95	7.08	8.28
120°F	Btu/h	3,302	4,657	6,275
	Watts	513	603	690
	Amps	5.93	6.62	7.31
	E.E.R.	6.44	7.72	9.09



Panasonic Industrial Company
Refrigeration Products Department
Tel: 201 - 392 - 4249
Fax: 201 - 392 - 4315

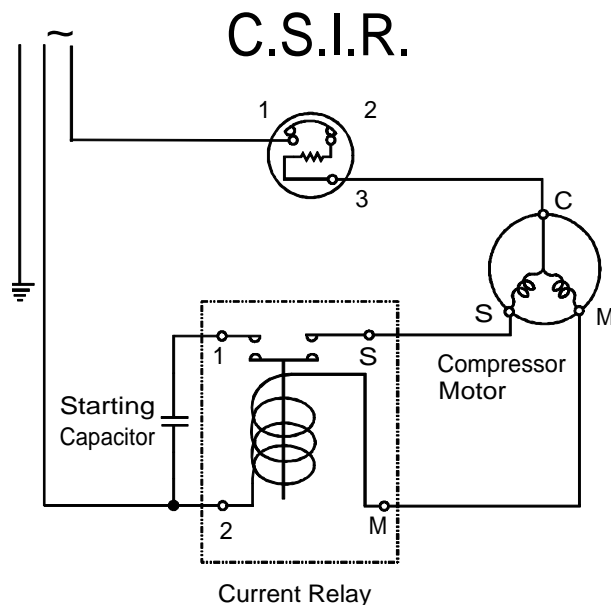
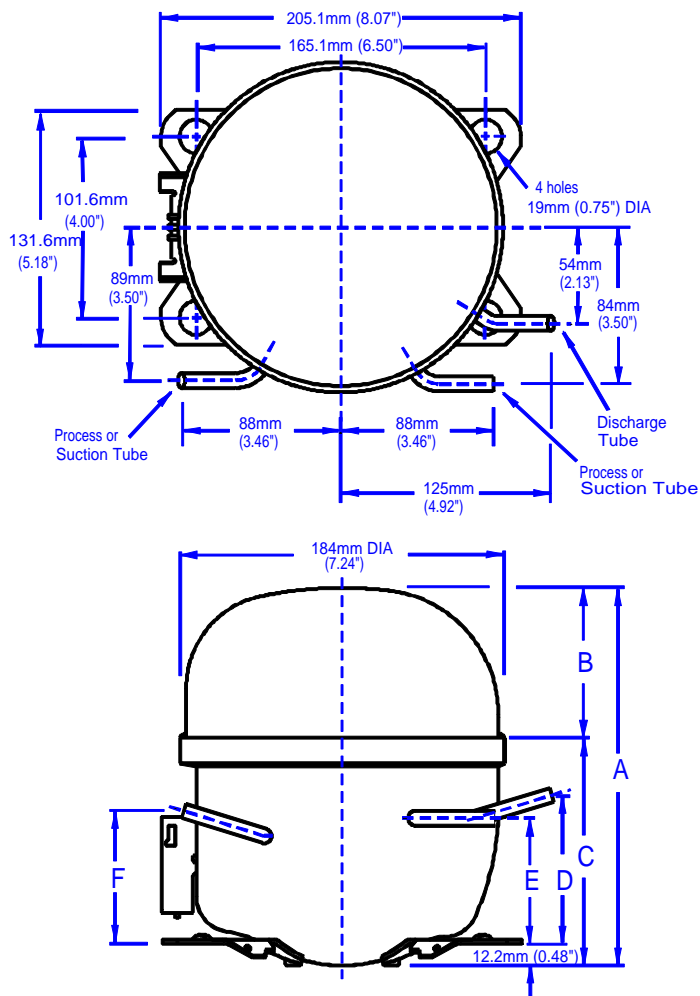
MATSUSHITA Compressor

MODEL# QA125K29CAU6 (100 μ F Start Cap.) R-134a

Single Phase

115 V

60 Hz



Dimensions*

	mm	inches
A	208.6	8.21
B	92.8	3.65
C	115.8	4.56
D	77.0	3.03
E	62.2	2.45
F	77.0	3.03

* All dimensions are for reference only

This document sets forth certain operational parameters and conditions for operation of this product. If this product is operated outside of the parameters and conditions stated herein, buyer assumes sole and full responsibility and shall indemnify seller with respect to all product failures and all consequences thereof. Operation of the product outside of the parameters and conditions specified herein shall serve to invalidate all seller warranties, if any, with respect to the product. This document is for reference only. For specifications, please contact Panasonic's engineering department.

Tubes	Tube O.D.	Wall	Material
Suction	0.39 in. / 10 mm	0.035 in. / 0.9 mm	Copper
Process	0.39 in. / 10 mm	0.035 in. / 0.9 mm	Copper
Discharge	0.33 in. / 8.3 mm	0.035 in. / 0.9 mm	Copper

U.L. File # SA 4615

C.S.A. File #'s LR - 34080

LR - 36593

LR - 100738

General Data	Oil Charge	Oil Charge
	250 cc \pm 5 cc / 15.3 cu.in. \pm 0.3 cu.in.	
	Net Weight With Oil	22.2 lbs, 10.1 kg
	Approved Oils	FREOL α 22
	Residual Moisture	120 mg max.
	Impurities	10 mg max.
	Displacement	12.50 cc. / 0.763 cu. in.

Panasonic®

Panasonic Industrial Company
Refrigeration Products Department
Tel: 201 - 392 - 4249
Fax: 201 - 392 - 4315

Rev#1-5/9